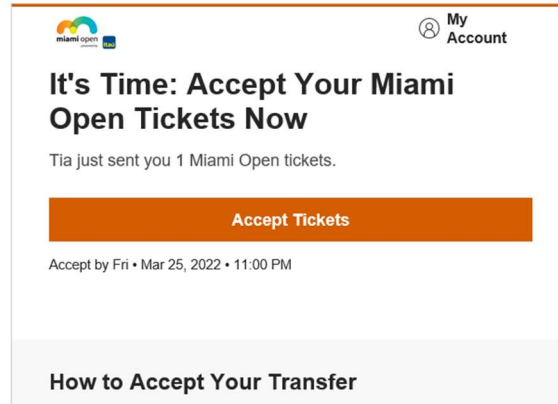


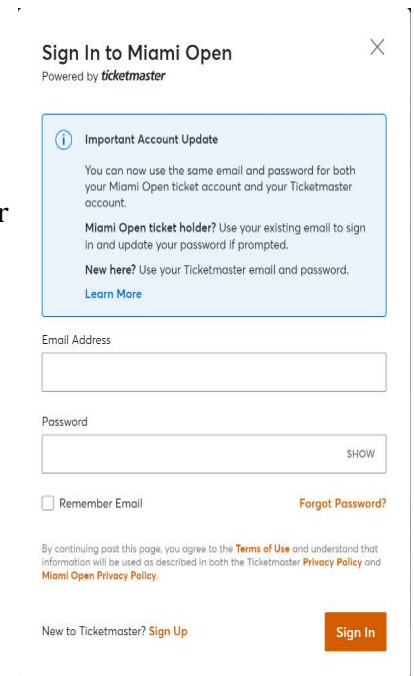


## Miami Open Account Manager Accepting Your Tickets

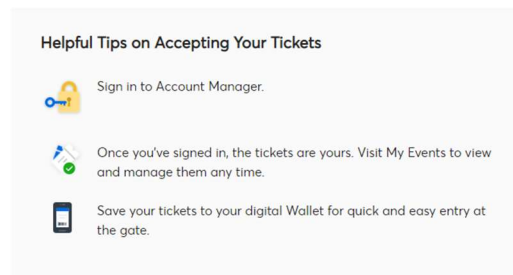
**Step 1:** When you receive an email from Ticketmaster that you have been sent tickets, click **“Accept Tickets”**



**Step 2:** Sign into your account. If you already have an account with Ticketmaster, you can use your **same email address and password** as your Ticketmaster account. If you have a Ticketmaster account and do not remember your password click **Forgot Password?** located underneath the Password box. If you do not have a Ticketmaster account, click **Sign Up** at the bottom of the pop-up box.



### Step 2: Helpful Tips



**Step 3:** Upon signing in, your tickets will automatically be accepted into your account. **\*Please make a note of your email address and password, as you will use this going forward to view your tickets**

